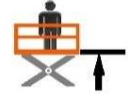
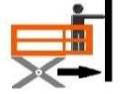


(H) 13.9 m



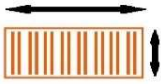
(I) 11.9 m



(J) 0.9 m



320 Kg



(A) 1.15 m x 2.25 m



(D) 2.6 m



(B) 1.20 m



(C) 2.39 m



3.2 Km/h



2.35 m



25%



2900 Kg



ELECTRICO



**PH**

Usted recibirá un producto en alquiler de marca, modelo y especificaciones similar - Imagen Representativa

